






**Acme Sanitary Ware Co. Ltd.**

1/F, Acme Building, 22-28 Nanking Street, Kowloon, Hong Kong  
Tel: 2388 7171 Fax: 2710 8012  
Email: acme@acmesanitary.com.hk  
Website: www.acmesanitary.com.hk



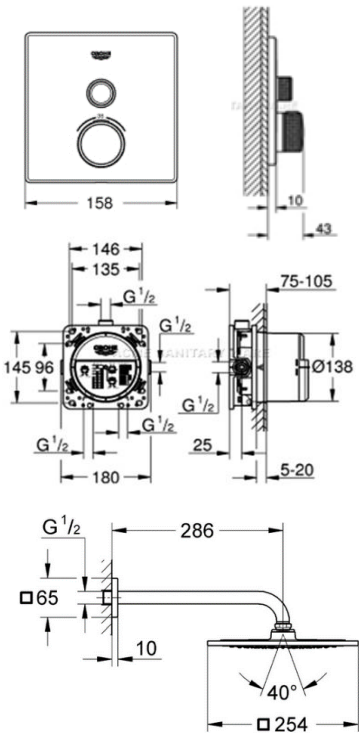
PROJECT		REF		REV	ITEM CODE	
LOCATION		DATE			PAGE	

## SANITARY WARE SPECIFICATION SHEET

Item Descriptions	GROHE (Germany) "Grohtherm SmartControl" thermostat shower mixer with mixing device and adjustable temperature limiter ; "Euphoria Cosmopolitan 160" chrome plated shower head (27285000) ; Nominal flow rate <b>9.7 L/min</b> in WELS Grade 2 ; Registration No. SB 17-0030	Illustration/ Drawing
Model	27285000 + 27488000 (Shower head & arm ) 29123000 (Thermostat mixer) 35600000 (Mounting box)	 
Material	Chrome Plated	
Manufacturer	GROHE Limited	
Supplier	Acme Sanitary Ware Co. Ltd Mr. Eric Wong/ Mr. Don Yuen	
Contact Tel/Fax	(852) 2388-7171 / (852) 2710-8012	
E-mail	acme@acmesanitary.com.hk	
Website	www.acmesanitary.com.hk	

## Shower head

Dynamic flow pressure (kPa)	50	150	250	350	500
Flow rate (l / min )	7.00	10.00	9.50	9.70	9.70



Note:

\* All information of the above is for the reference only. No prior notice is made if any changes.



**Acme Sanitary Ware Co. Ltd.**

1/F, Acme Building, 22-28 Nanking Street, Kowloon, Hong Kong  
Tel: 2388 7171 Fax: 2710 8012  
Email: acme@acmesanitary.com.hk  
Website: www.acmesanitary.com.hk



PROJECT		REF		REV	ITEM CODE	
LOCATION		DATE			PAGE	

## SANITARY WARE SPECIFICATION SHEET

### Grohtherm SmartControl

Thermostat for concealed installation with one valve set for final installation for

**GROHE Rapido SmartBox** 35 600 000

metal wall escutcheon with GROHE QuickFix (covered escutcheon

and shaft sealing, covered fixing), retroactively 6° adjustable

**GROHE StarLight** chrome finish

**GROHE SmartControl** push for ON-OFF, turn for volume adjustment from EcoJoy to full flow exchangeable symbols

**GROHE TurboStat** compact cartridge

with wax thermoelement

**GROHE SafeStop** safety button at 38°C ( calibration required )

**GROHE SafeStop** Plus optional temperature limiter at 43°C or 46°C included

built-in non return valve

and dirt strainers

without roughing-in-set

flow performance:

outlet A (to external shut-off) = 34 l/min

outlet B/C = 29 l/min

### GROHE Rapido SmartBox

Universal rough-in box, 1/2"

3 outlets 1/2"

2 inlets below, 1/2"

installation depth 75-105 mm

connection unit in DR brass

pre-mounted flushing plug

stable build-in box and protective cover

fixing options for solid walls and dry

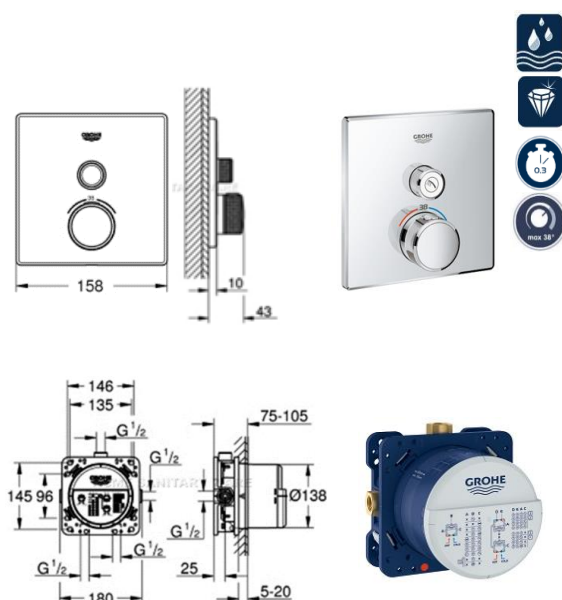
cladding

gasket

without set for final installation



### Illustration/ Drawing



### Product description

Rainshower F-Series 10" 254 x 254

Consisting of:

head shower Rainshower F-Series 254 (27 285 000)

1 spray pattern:

Rain

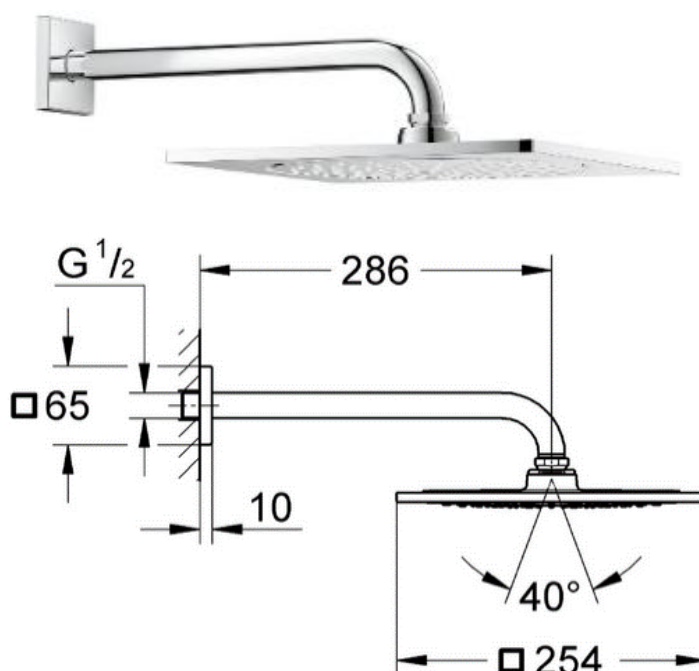
Shower arm Rainshower 275 mm (27 488 000)

**GROHE EcoJoy** 9.5 l/min flow limiter

**GROHE DreamSpray** perfect spray pattern

**GROHE StarLight** chrome finish

SpeedClean anti-limescale system




Note:

\* All information of the above is for the reference only. No prior notice is made if any changes.

### 3 Key advantageous comparisons with another brand

1) Only 1 wall plate needed = Half expenditures



2) Integrated Volume Control

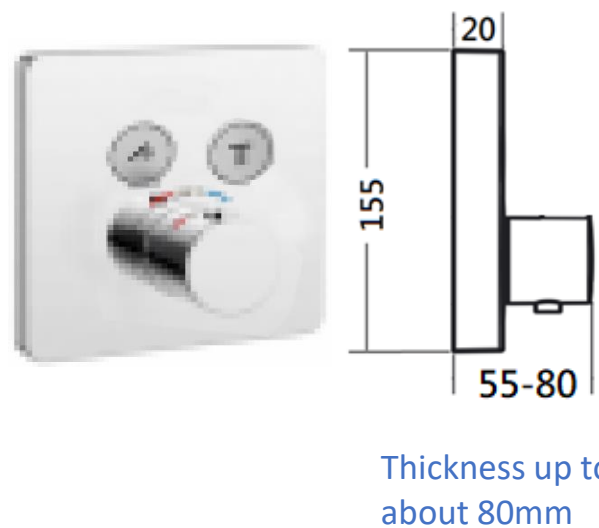
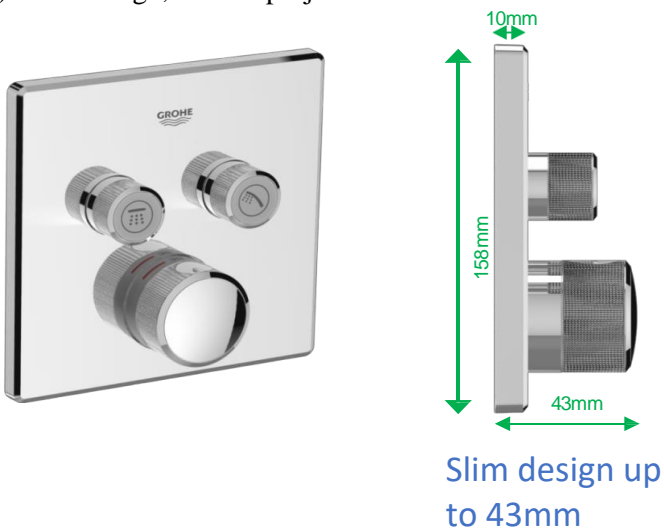


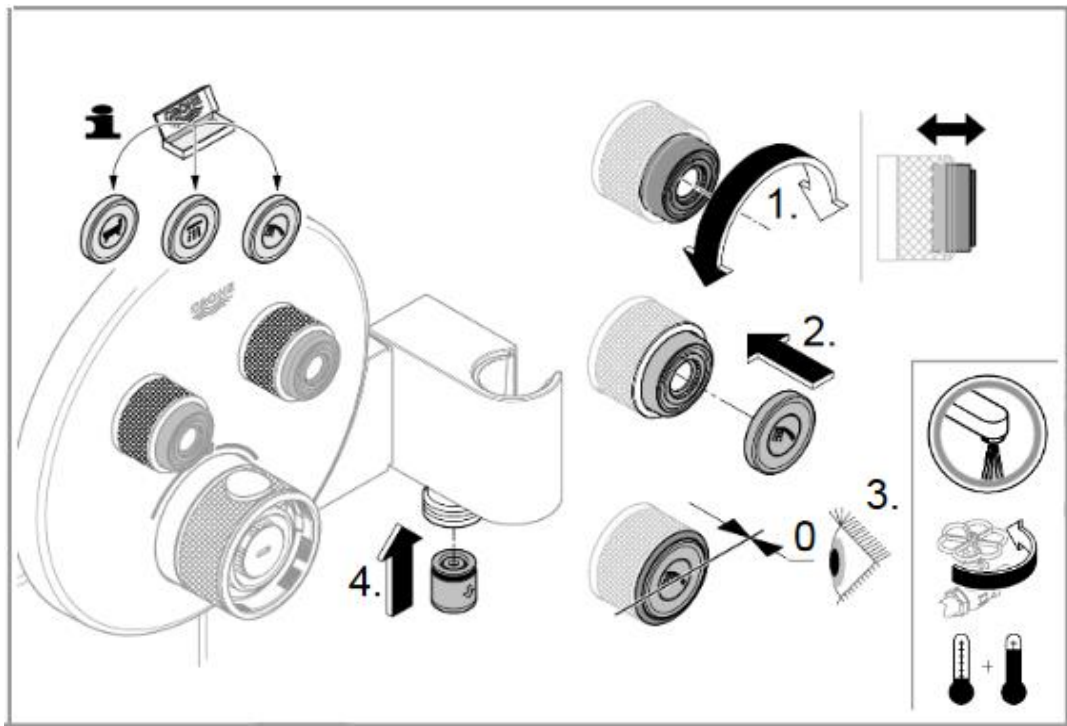
With Volume Control



Without Volume Control

3) Slim Design, shorter projection









水務署  
Water Supply



總部 Headquarters

香港灣仔告士打

48/F, Immigration

入境事務大樓

100, Canton Road, Wan Chai, Hong Kong

本署檔號 : (6) in WSD 3321/18 Pt.1 T/J(239)  
Our ref.  
來函檔號 :  
Your ref.

電話 :  
Tel.  
傳真 : 2824 0578  
Fax.

6 September 2018

### Approval of "GROHE" Thermostatic Mixing Valves (General Acceptance No. C20180590)

Your letter ref. WRC/1649 dated 21 February 2018 and subsequent submission received by this department on 2 August 2018 refer.

Having considered the test report ref. J21968-1r2 issued on 26 July 2018 by Nutek Systems (HK) Ltd., this Authority accepts that the fittings described below comply with, and their use when correctly installed does not contravene, the Waterworks Ordinance and Regulations.

**Name of Manufacturer:** Grohe AG

**Country of Origin:** Germany

**Brand:** Grohe

**Details of Fitting:** 1/2" Concealed thermostatic mixing valve

**Model:**  
35600000 + 29118000  
35600000 + 29150LS0  
35600000 + 29123000  
35600000 + 29153LS0

**Body Markings:**



**Expiry Date:** 23 October 2022

This Authority hereby permits the use of the above fittings in fresh water plumbing systems subject to full adherence to Waterworks installation requirements. In particular, you are required to draw your customers' attention to the following requirement-

"The cold water supply to the fittings shall be drawn from the same source that supplies the hot water apparatus so as to provide a balanced pressure and to obviate the risk of scalding in the event of a restriction or failure in the water supply." AND

"The shower head or handspray should not be placed in submerged conditions and should be securely fixed to the original position after use."

A condition of this acceptance is that the fittings to be installed shall be replicas of the samples as certified by the testing agent mentioned above and without modifications. This acceptance may be withdrawn at any time if the standard of the fittings installed fails to meet that of the approved samples or if the fittings are found to be unsuitable for use in fresh water plumbing systems.

This acceptance is only applicable to the main body of the fittings, unless other specified.

For the use of the fittings in any project, the General Acceptance Number of this letter must be quoted as a means of identification of acceptance of the fittings by this Authority.

Should you have any enquiries, please contact our Engineer Mr. Terry KUNG at tel. no. 3583 4086.

Yours faithfully,



(CHAN Chung-kun)

for Director of Water Supplies

Encl.

c.c. WSD 3321/1/82 ] - without catalogue  
ME/MC ] - with soft copy only



自願參與用水效益標籤計劃 - 沐浴花灑  
Voluntary Water Efficiency Labelling Scheme - Showers for Bathing



茲證明

This is to certify that



將下列花灑在本計劃內註冊：  
has registered the following shower under this scheme :

牌 子 / Brand	:	GROHE
型 號 / Model	:	27285000
原產地 / Country or Region Origin	:	Germany

在用水效益標籤上展示的標誌 <i>Symbolic Presentation on the Water Efficiency Label</i>	:	 滴水點 <i>Water droplet(s)</i>
用水效益級別 <i>Water Efficiency Grade</i>	:	2
耗水量 <i>Water Consumption</i>	:	9.7 公升/分鐘 <i>litres/minute</i>

簽發日期:  
Date of Issue: 12 September 2017



水務署  
Water Supplies Department



水務署署長(周世威代行)  
for Director of Water Supplies



## SMARTCONTROL THERMOSTAT RANGE AT A GLANCE

## MIXERS RANGE AT A GLANCE

### CUBE



**29 123 000**  
Grohtherm SmartControl,  
single



**29 124 000**  
Grohtherm SmartControl,  
double



**29 125 000**  
Grohtherm SmartControl,  
double, integrated  
handshower union



**29 126 000**  
Grohtherm SmartControl,  
triple



**29 127 000**  
Grohtherm SmartControl,  
triple valve

### ROUND



**29 118 000**  
Grohtherm SmartControl,  
single



**29 119 000**  
Grohtherm SmartControl,  
double



**29 120 000**  
Grohtherm SmartControl,  
double, integrated  
handshower union



**29 121 000**  
Grohtherm SmartControl,  
triple



**29 122 000**  
Grohtherm SmartControl,  
triple valve

### CUBE ACRYLIC GLASS



**29 153 LS0**  
Grohtherm SmartControl,  
single



**29 156 LS0**  
Grohtherm SmartControl,  
double



**29 157 LS0**  
Grohtherm SmartControl,  
triple



**29 158 LS0**  
Grohtherm SmartControl,  
triple valve

### ROUND ACRYLIC GLASS



**29 150 LS0**  
Grohtherm SmartControl,  
single



**29 151 LS0**  
Grohtherm SmartControl,  
double



**29 904 LS0**  
Grohtherm SmartControl,  
triple



**29 152 LS0**  
Grohtherm SmartControl,  
triple valve



# CONFIGURATIONS

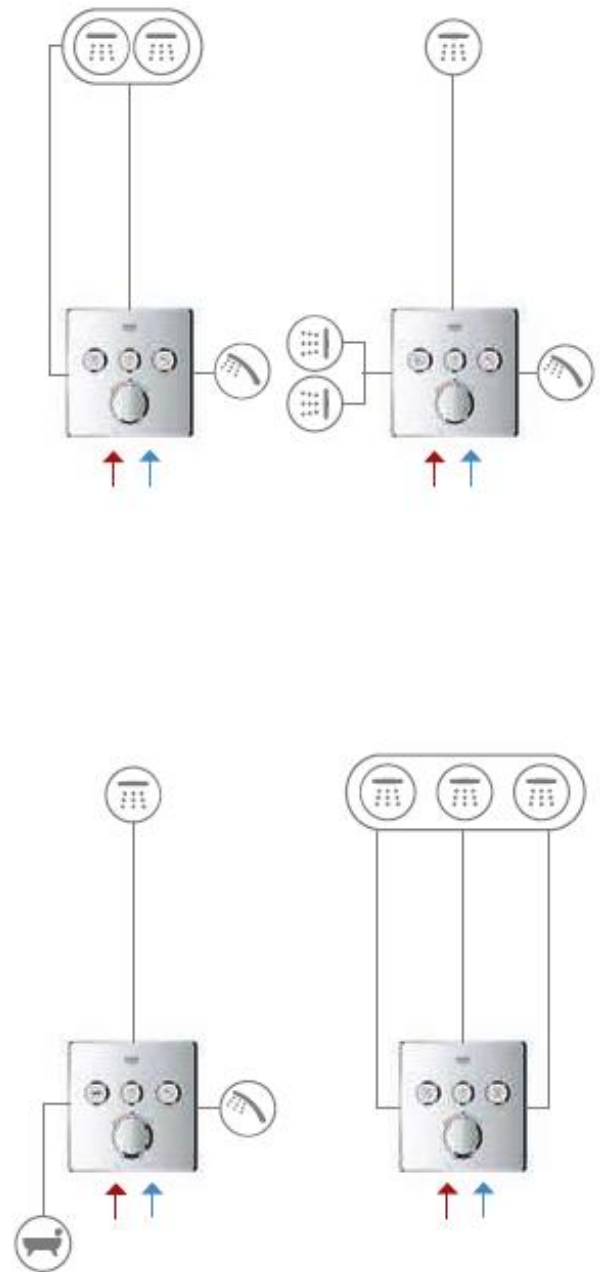
## SINGLE (THM + MIXER)



## DOUBLE (THM + MIXER)

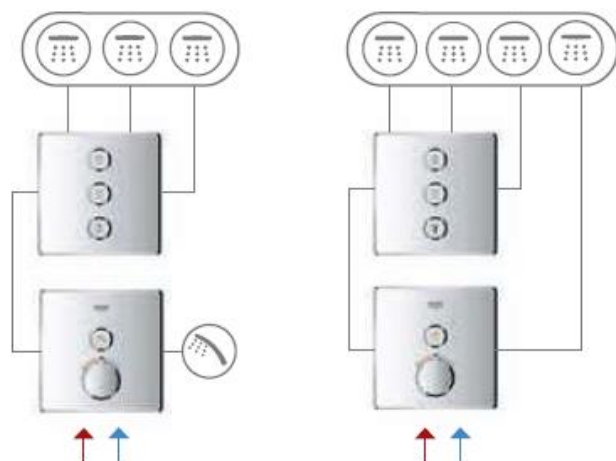
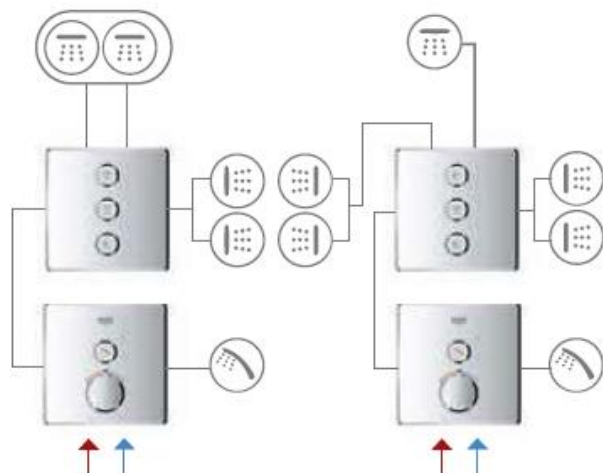


## TRIPLE (THM + MIXER)

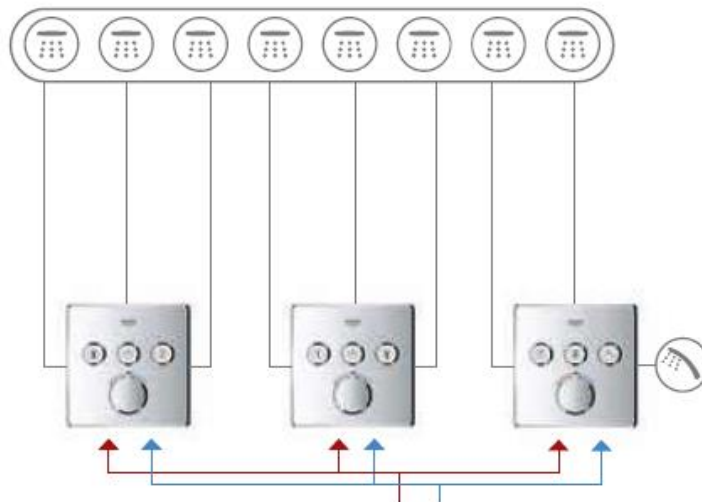


# CONFIGURATIONS




## COMBINATION (THM)



## COMBINATION WITH AQUASYMPHONY



### TEMPERATURE ZONE 1

- 1. WATERFALL 
- 2. RAIN 
- 3. BOKOMA 

### TEMPERATURE ZONE 2

- 1. PURE 
- 2. RAIN 
- 3. WATERFALL 

### TEMPERATURE ZONE 3

- 1. DRIZZLE 
- 2. AQUA CURTAIN 
- 3. HANDSHOWER 


# ACCESSORIES

We gave the GROHE Rapido SmartBox its name for a reason: it is full of clever innovations and able to adapt to every one of your projects. Combine it with any GROHE SmartControl Concealed trim set for a doubly smart solution. Find out more about the many clever details of this rough-in and how to combine it with the range of add-ons.

## ROUGH-IN SHIPMENT

build-in box for fixing,  
sealing and noise isolation

flexible retaining ring  
for optional backside  
installation



sealfleece

solid brass ring with  
1/2" connections to  
water supply

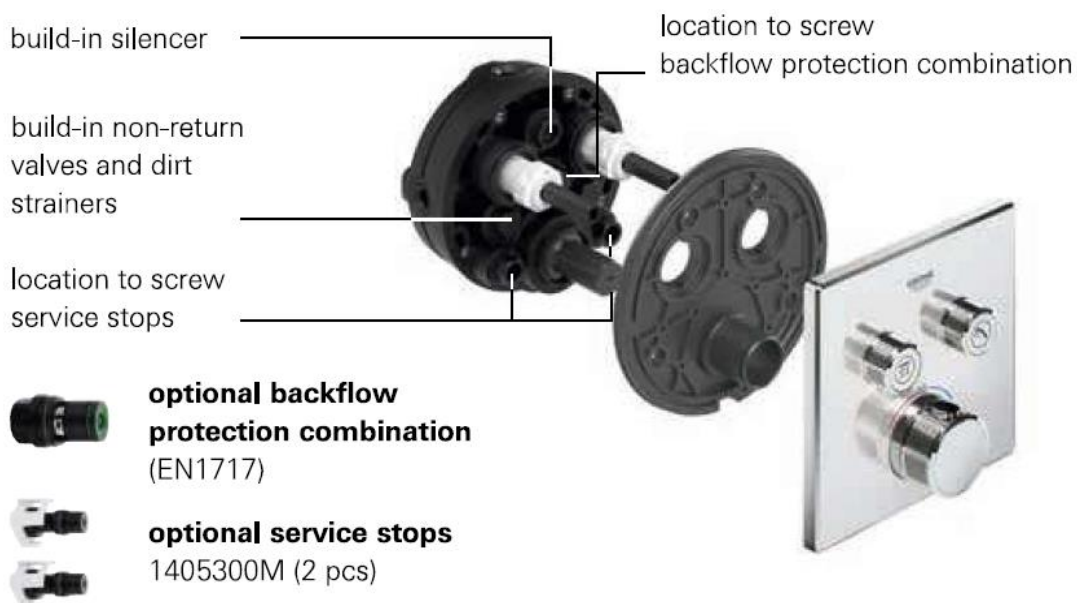

plug (2 pcs), to block  
inlets during rough  
installation



flushing plug to flush  
hot and cold water  
supply and to flush  
the outlets



## TRIM-SET SHIPMENT





# THE ROUGH-IN: MORE ADVANTAGES – NO HASSLE



## THE MORE YOU KNOW, THE MORE YOU'LL LOVE IT.

The GROHE Rapido SmartBox has a multitude of well thought through features. If you take a little time to become acquainted with them, you'll quickly realise how the GROHE Rapido SmartBox will enable you to work more efficiently and effectively,

